



Many engines require zero balanced flywheels (Internally balanced). If your engine requires an external balance weight, the amount of external weight is easily added to the flywheel by following these easy steps. Determine your engine displacement and balance weight requirement:

Ford Engines: One weight position. See Figure 1 & 2

Install small (28 in oz) or large (50 in oz) weight. Attach with supplied screws. '68 -'80 302/5.0L Require 28 in oz weight.

'81 - '01 302/5.0L Require 50 in oz weight.

'70 - '74 351C Require 28 in oz weight.

'69 - '97 351W Require 28 in oz weight.

'79 - '99 460 Require 28 in oz weight.

'77 - '82 351M & 400M Require 28 in oz weight.

'66 - '70 428 Require 28 in oz weight.

Chevrolet Engines: Two weight positions (A or C). See Figure 3 & 4 **Be certain to mount weight in correct position.**

'86 - '97 305/350 Install smallest weight (radius edges) in position A. Attach with supplied screws.

'70 - '85 383/400 Install small weight (weight with sharp corners, 4" wide) in position C. Attach with supplied screws. '70-'90 454 Install medium weight (5" wide) in position C. Attach with supplied screws.

'91+ 454 Install large weight (6" wide) in position C. Attach with supplied screws.

'91+ 502 Install large weight (6" wide) in position A. Attach with supplied screws.

Mopar Engines: Two weight positions (A or C). See Figure 5 & 6 **Be certain to mount weight in correct position!**

340 CID '71-'76 w/cast crank Install small aluminum weight in position A. Attach with supplied screws.

360 CID '71-'02. Install large weight in position A. Attach with supplied screws.

'94-'02 Magnum engines. Install extra large weight in position A. Attach with supplied screws.

'71+ 383/400/440 w/cast crank. Install medium steel weight in position C. Attach with supplied screws.

'70-'72 440 w/ 4BBL & 6BBL. Install small steel weight in position C. Attach with supplied screws.



Mopar Weight Kit:



Chevy Weight Kit:

Typical examples are shown below. Be certain you mount the correct weight in the specified location!




Figure 1

Ford Aluminum Flywheel




Figure 2




Figure 3

Chevrolet Aluminum Flywheel



Figure 4




Figure 5
10019

Mopar Aluminum Flywheel
www.mcleodracing.com




Figure 6
(714) 630-2764